



---

# 2019 Budget Information for Member Municipalities

---

March 2019

---



**Nottawasaga Valley**  
Conservation Authority

If you require this document in an alternative format  
please contact NVCA at 705-424-1479 or [admin@nvca.on.ca](mailto:admin@nvca.on.ca)

## About NVCA

For 59 years, the Nottawasaga Valley Conservation Authority (NVCA) has worked with municipal, provincial and federal partners, and local stakeholders to deliver excellence in watershed planning and management. Like Ontario's other 35 conservation authorities, NVCA operates under three fundamental principles:

- Watershed jurisdiction
- Local decision making
- Funding partnerships

As your municipal partner, NVCA provides the expertise to help protect our water, our land, our future.



**Vision** - Innovative watershed management supporting a healthy environment, communities and lifestyles.



**Mission** - Working together to lead, promote, support and inspire innovative watershed management.



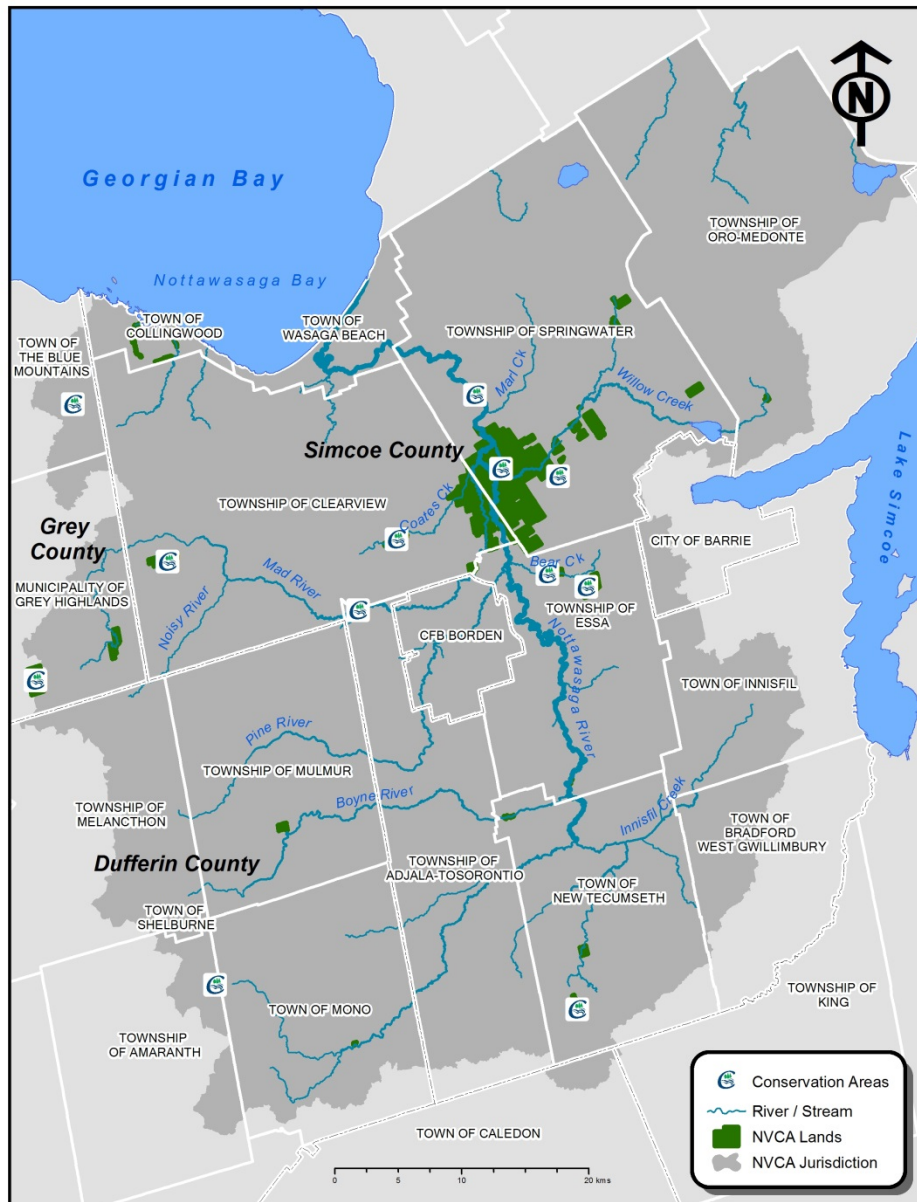
**Guiding Principles** - We are committed to carrying out our responsibilities, providing services to our customers and working with our partners in a professional, accountable, responsible and dedicated manner.

We are:

- an adaptive organization - constantly striving to improve; committed to anticipating change and thinking strategically
- a "can-do" organization - collaborative, decisive and efficient, committed to finding solutions that work for all
- a science-based organization - committed to using the best available watershed science and knowledge to inform decisions

- a professional organization - authentic and credible, respectful of all and receptive to the ideas of others
- an open organization - approachable, committed to customer service excellence, honest, open, transparent and effective
- a responsible organization - trustworthy, committed to fiscal prudence and the responsible use of resources

Our watershed encompasses a large geographic area of 3,700 sq. km, with jurisdiction in 18 municipalities. One representative from each municipality is appointed as a member of our board of directors. Our members play a key role in governing the authority. They have a responsibility to represent the interests of their municipalities, to consider the interests of the authority and the watershed as a whole, and to act as a liaison between their municipalities and NVCA.





## Member Municipalities

- Township of Adjala-Tosorontio
- Township of Amaranth
- City of Barrie
- Town of the Blue Mountains
- Bradford/West Gwillimbury
- Clearview Township
- Town of Collingwood
- Township of Essa
- Municipality of Grey Highlands
- Town of Innisfil
- Township of Melancthon
- Town of Mono
- Mulmur Township
- Town of New Tecumseth
- Township of Oro-Medonte
- Town of Shelburne
- Township of Springwater
- Town of Wasaga Beach

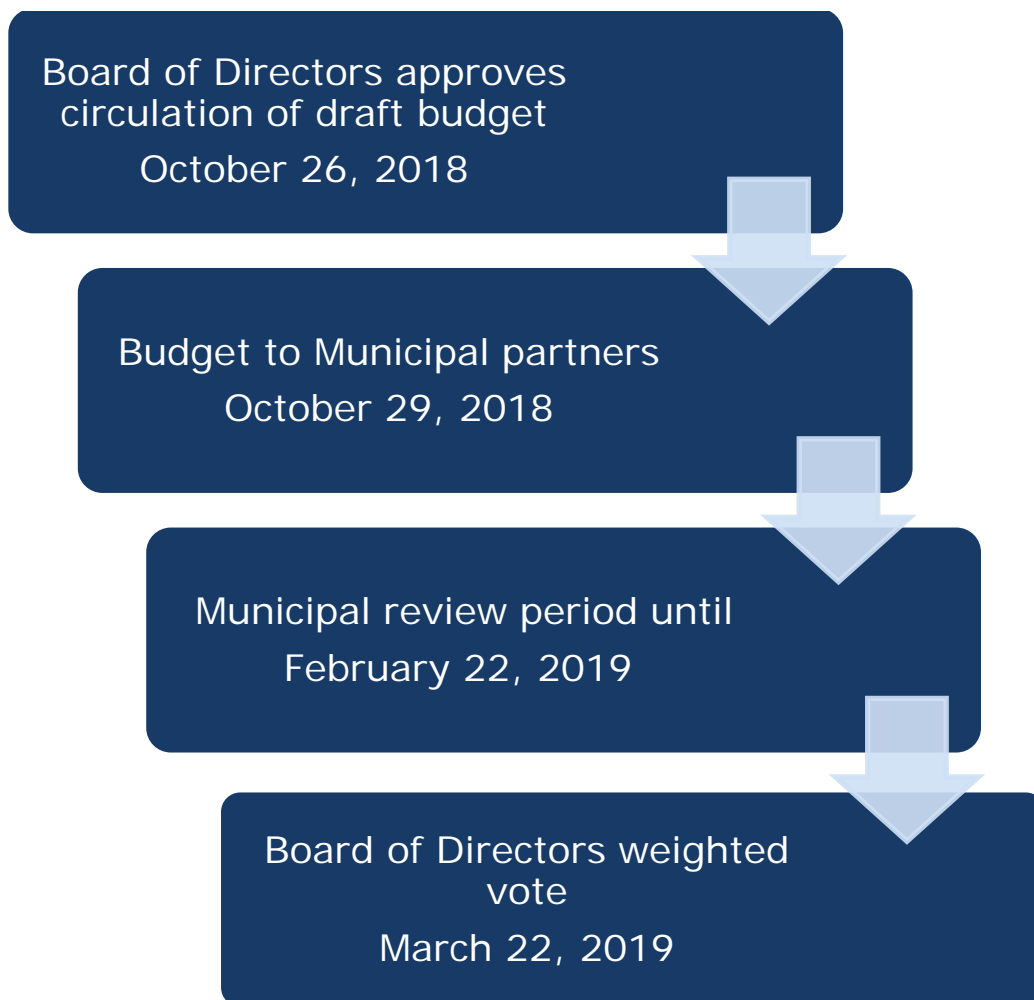


## Budget Process

In August 2018, board members approved a staff report on the budget pressures projected for 2019 and directed staff to prepare a 2019 budget for consideration based on a \$176,586 increase to general levy. The draft budget is to be reviewed at the October 26, 2018 board of directors meeting and subsequently circulated to NVCA watershed municipalities for comments. Typically the board of directors vote on the budget at the December meeting, however as 2018 is an election year, the vote will be held in March 2019.

## Budget Vote

Directors of the board will vote on the budget and levy using a weighted vote. The weighting formula is based on the Current Value Assessment (CVA) levy apportionment found on the next page.



## 2019 Budget

The 2019 operation budget is organized into business units and departments and is intended to reflect all associated costs. Operating programs have been maintained at the previous years' service levels.

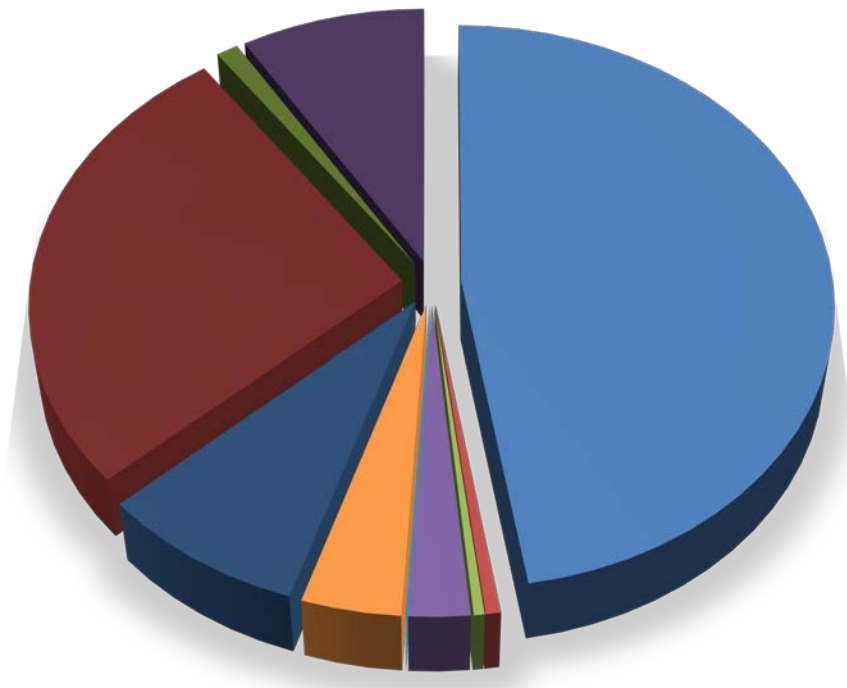
A \$176,586 increase in municipal levy, is needed to support the operating expenditures. The operating levy is shared by NVCA member municipalities based on the CVA apportionment percentages provided by the Ministry of Natural Resources and Forestry.

### Summary of Municipal Levy Contribution

Municipality	2018 CVA Apportionment Percentage	2019 CVA Apportionment Percentage	2018 Operating Levy	2019 Operating Levy	\$ Increase
			\$2,286,443.25	\$2,463,029.16	\$176,585.95
Township of Adjala-Tosorontio	4.2689%	4.1925%	\$97,606.27	\$103,262.65	\$5,656.38
Township of Amaranth	0.2235%	0.2192%	\$5,109.08	\$5,399.33	\$290.25
City of Barrie	15.4948%	15.4117%	\$354,279.76	\$379,595.83	\$25,316.07
Town of The Blue Mountains	1.4703%	1.4179%	\$33,617.95	\$34,923.55	\$1,305.60
Bradford/West Gwillimbury	3.8174%	3.9902%	\$87,283.77	\$98,280.29	\$10,996.52
Clearview Township	5.2013%	5.0678%	\$118,924.61	\$124,821.15	\$5,896.54
Town of Collingwood	10.3451%	10.0634%	\$236,534.41	\$247,864.38	\$11,329.97
Township of Essa	6.7363%	6.9541%	\$154,021.54	\$171,281.23	\$17,259.69
Municipality of Grey Highlands	0.3705%	0.3560%	\$8,472.40	\$8,768.66	\$296.26
Town of Innisfil	6.4739%	6.7490%	\$148,022.65	\$166,229.29	\$18,206.64
Township of Melancthon	0.4846%	0.4711%	\$11,079.00	\$11,603.90	\$524.90
Town of Mono	3.8523%	3.8050%	\$88,081.18	\$93,718.30	\$5,637.15
Mulmur Township	1.7510%	1.6843%	\$40,034.53	\$41,483.71	\$1,449.18
Town of New Tecumseth	12.7683%	13.2112%	\$291,940.15	\$325,395.14	\$33,454.99
Township of Oro-Medonte	7.7282%	7.5379%	\$176,700.09	\$185,659.45	\$8,959.36
Town of Shelburne	2.0606%	2.0602%	\$47,114.22	\$50,742.31	\$3,628.09
Township of Springwater	7.2250%	7.3890%	\$165,196.58	\$181,992.86	\$16,796.28
Town of Wasaga Beach	9.7280%	9.4196%	\$222,425.05	\$232,007.12	\$9,582.07

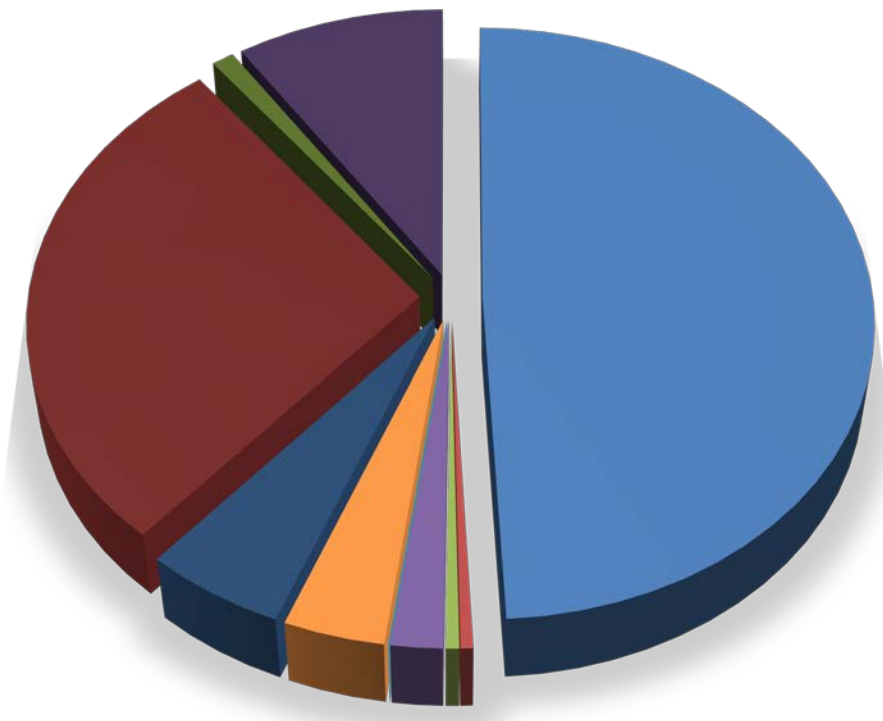
# Sources of Revenue

**2018 - \$4,744,148**



- Levy - 47%
- Special Benefit Projects - 1%
- Municipal Contributions - 0%
- Municipal Project -RMO - 2%
- Federal Funding - 0%
- Provincial Funding - 4%
- Grants written by NVCA - 8%
- Revenue Generated by Authority - 27%
- Operational Reserves - 1%
- Contributions - 9%

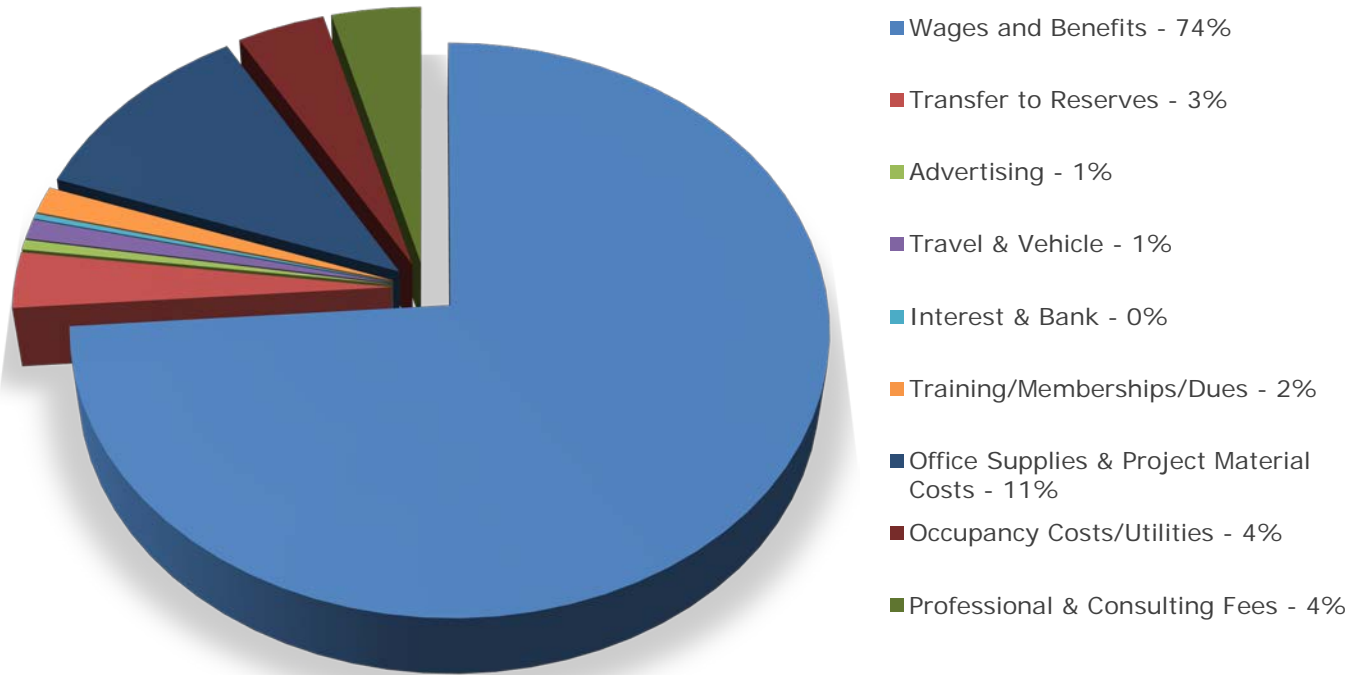
**2019 - \$4,928,748**



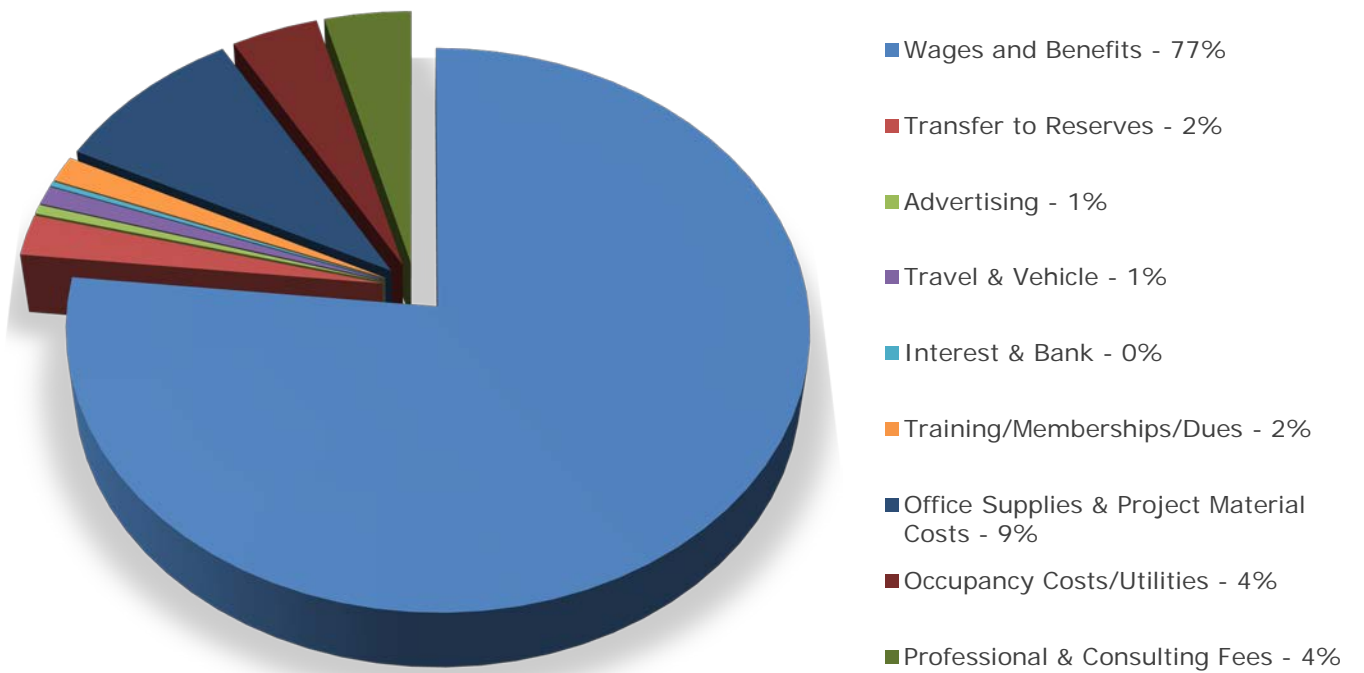
- Levy - 49%
- Special Benefit Projects - 0%
- Municipal Contributions - 1%
- Municipal Project -RMO - 2%
- Federal Funding - 0%
- Provincial Funding - 4%
- Grants written by NVCA - 5%
- Revenue Generated by Authority - 28%
- Operational Reserves - 1%
- Contributions - 9%

# Expenditures

2018 - \$4,744,148



2019 - \$4,928,748





## Asset Management

The capital asset levy, which funds the asset management plan (AMP), is shared by the municipal partners based on their apportionment percentage.

When the capital asset levy was introduced in 2017, some municipalities chose to phase in their contributions over five years while others chose to contribute their full amount starting in year one. To be fair to those that are contributing in full, the AMP will continue to be updated during the phase in period, but municipalities will only pay the fees as established in year one until the phase-in-period is complete.

Below are the contributions for 2019 based on each municipality's choice:

### Capital Asset Levy - Phased-In Municipalities

Municipality	2019 CVA Apportionment Percentage	2018 Capital Levy (2 <sup>nd</sup> of 4 year + CVA Adjustment)	2019 Capital Levy (3 <sup>rd</sup> of 4 year + CVA Adjustment)
City of Barrie	15.4117%	\$13,287.02	\$20,023.94
Town of The Blue Mountains	1.4179%	\$1,260.82	\$1,842.24
Bradford/West Gwillimbury	3.9902%	\$3,273.52	\$5,184.35
Town of Collingwood	10.0634%	\$8,871.06	\$13,075.02
Township of Essa	6.9541%	\$5,776.47	\$9,035.20
Town of Mono	3.8050%	\$3,303.42	\$4,943.71
Town of New Tecumseth	13.2112%	\$10,949.02	\$17,164.82
Township of Oro-Medonte	7.5379%	\$6,627.02	\$9,793.67
Township of Springwater	7.3890%	\$6,195.58	\$9,600.25

### Capital Asset Levy - Full Contributing Municipalities

Municipality	2019 CVA Apportionment Percentage	2018 Capital Levy	2019 Capital Levy with CVA Adjustment
Township of Adjala-Tosorontio	4.1925%	\$5,546.45	\$5,447.18
Township of Amaranth	0.2192%	\$290.32	\$284.82
Clearview Township	5.0678%	\$6,757.86	\$6,584.4
Municipality of Grey Highlands	0.3560%	\$481.44	\$462.55
Town of Innisfil	6.7490%	\$9,037.52	\$9,421.49
Township of Melancthon	0.4711%	\$629.56	\$612.11
Mulmur Township	1.6843%	\$2,274.95	\$2,188.29
Town of Shelburne	2.0602%	\$2,677.25	\$2,676.69
Town of Wasaga Beach	9.4196%	\$12,639.24	\$12,238.54

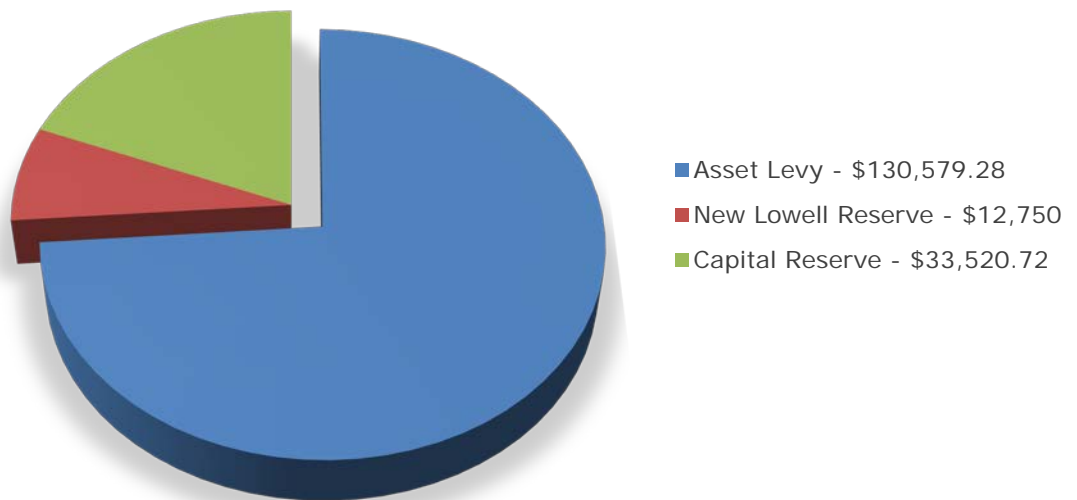
These amounts will be put into reserves to pay for the repair maintenance and replacement of the assets as identified in the AMP.

2019 expenditures as per the AMP:

1. Projects at New Lowell Campground from New Lowell reserve fund
2. Parts replacement on monitoring equipment to extend life
3. Computers and server upgrade
4. Dam safety review for another of NVCA's dam's
5. A well decommission along with replacement of level loggers
6. Replacement of a car, ATV, brush mower, and trailer

## Funding for Asset Management Plan

2019 Total Cost - \$176,850



\*\*In years where the capital asset levy is more than the required in expenditures, excess funds will replenish the capital reserve use occurring due to the ten year averaging. Capital reserve use is forecast to balance out over the ten year period.

## Nottawasaga Valley Conservation Authority 2019 Budget

### Consolidated

	BUDGET 2018	BUDGET 2019	\$ CHANGE
<b>REVENUE:</b>			
Municipal Levy Non Match	2,097,953.25	2,274,539.17	176,585.92
Matching Municipal Levy (Flood)	188,490.00	188,490.00	-
Special Benefit Projects	20,500.00	23,500.00	3,000.00
Oro-Medonte MOU	(34,311.39)	(36,953.37)	(2,641.98)
Municipal Contributions	28,000.00	25,000.00	(3,000.00)
Municipal Project - RMO	115,844.95	95,845.00	(19,999.95)
Total Municipal Revenue	<u>2,416,476.81</u>	<u>2,570,420.80</u>	<u>153,943.99</u>
MNR Transfer Payment-Flood	188,490.00	188,490.00	-
Other Provincial Sources	144,000.00	220,548.38	76,548.38
Federal Sources	253,000.00	44,000.00	(209,000.00)
Total Government Grants	<u>585,490.00</u>	<u>453,038.38</u>	<u>(132,451.62)</u>
Contributions	415,080.00	462,640.00	47,560.00
User Fees			
Reforestation	52,500.00	54,000.00	1,500.00
Healthy Waters	4,000.00	5,000.00	1,000.00
Conservation Lands	21,000.00	21,000.00	-
Planning	820,500.00	883,630.00	63,130.00
Environmental Monitoring	13,000.00	13,000.00	-
Environmental Education	230,500.00	279,500.00	49,000.00
Tiffin Operations	93,500.00	93,500.00	-
Conservation Land Leases	29,590.00	30,315.00	725.00
Investment Income	13,000.00	13,000.00	-
Total Contributions and User Fees	<u>1,692,670.00</u>	<u>1,855,585.00</u>	<u>162,915.00</u>
Operational Reserves	49,511.39	45,903.37	(3,608.02)
TOTAL REVENUE	<u>4,744,148.20</u>	<u>4,924,947.55</u>	<u>180,799.35</u>
<b>EXPENSES:</b>			
Wages and Interprogram Charges	3,502,813.20	3,780,082.55	277,269.35
	<u>3,502,813.20</u>	<u>3,780,082.55</u>	<u>277,269.35</u>
Other Expenses			
Staff Cost	11,450.00	11,450.00	-
Memberships/Professional Dues	43,500.00	45,100.00	1,600.00
Educations and Training	29,000.00	29,000.00	-
Materials & Supplies - General	327,200.00	274,155.00	(53,045.00)
Materials & Supplies - Cost of Trees	142,100.00	125,000.00	(17,100.00)
Vehicles & Large Equipment Costs	42,450.00	42,450.00	-
Office Expenses	26,750.00	26,750.00	-
Equipment Costs	9,000.00	9,000.00	-
Transportation Costs	11,000.00	11,000.00	-
Legal	37,000.00	37,000.00	-
Consultants	144,500.00	149,500.00	5,000.00
Insurance	77,900.00	77,900.00	-
Taxes	23,865.00	24,140.00	275.00

**Nottawasaga Valley Conservation Authority  
2019 Budget**

**Consolidated**

	<b>BUDGET 2018</b>	<b>BUDGET 2019</b>	<b>\$ CHANGE</b>
Heat and Hydro	33,000.00	33,000.00	-
Telephones and Internet Access	23,000.00	23,000.00	-
Audit Fees	17,500.00	17,500.00	-
Interest and Bank Charges	14,200.00	14,200.00	-
Maintenance Expense	31,700.00	31,700.00	-
Uniform Expense	5,000.00	6,000.00	1,000.00
Leases	14,000.00	14,000.00	-
Advertisement and Communications	26,720.00	26,520.00	(200.00)
Bad Debt Expense	500.00	500.00	-
Transfer to Reserves	150,000.00	116,000.00	(34,000.00)
	<u>1,241,335.00</u>	<u>1,144,865.00</u>	<u>(96,470.00)</u>
TOTAL EXPENSES	<u>4,744,148.20</u>	<u>4,924,947.55</u>	<u>180,799.35</u>
SURPLUS (DEFICIT)	<u>-</u>	<u>-</u>	<u>-</u>